



**Birches Head  
Academy**

**Review day Friday 14<sup>th</sup> January  
2022.**

**Accessing home learning.**



Part of the

**Frank Field  
Education Trust**

## Reminders of what we all need to do.

ALL students will be working from home on Friday 14<sup>th</sup> January as it is a review day for Year 7 and Year 10.

ALL students will have access to work for all subject areas.

You must complete the work for subjects following your usual timetable.



# Accessing Teams

Tutors and Heads of Years will support you in accessing Teams.

Work will be set in your Year group Team eg '2019 Intake'

Teachers will show you where your work will be located in lessons prior to the review day.



## Step 1: Go to the Birches Head Academy website

The screenshot shows a web browser window with the URL <https://bircheshead.org.uk>. The page features the Birches Head Academy logo in the top left and a navigation menu with links for About Us, Students, Parents, Statutory, Curriculum, Coronavirus Update, and Contact Us. A dark blue header bar contains the Frank Field Education Trust logo. The main content area is a large image of a school building with the text "Welcome to Birches Head Academy" and "ASPIRE TO BE MORE" overlaid. A "Select Language" dropdown menu is visible in the bottom left corner.

https://bircheshead.org.uk

Birches Head Academy

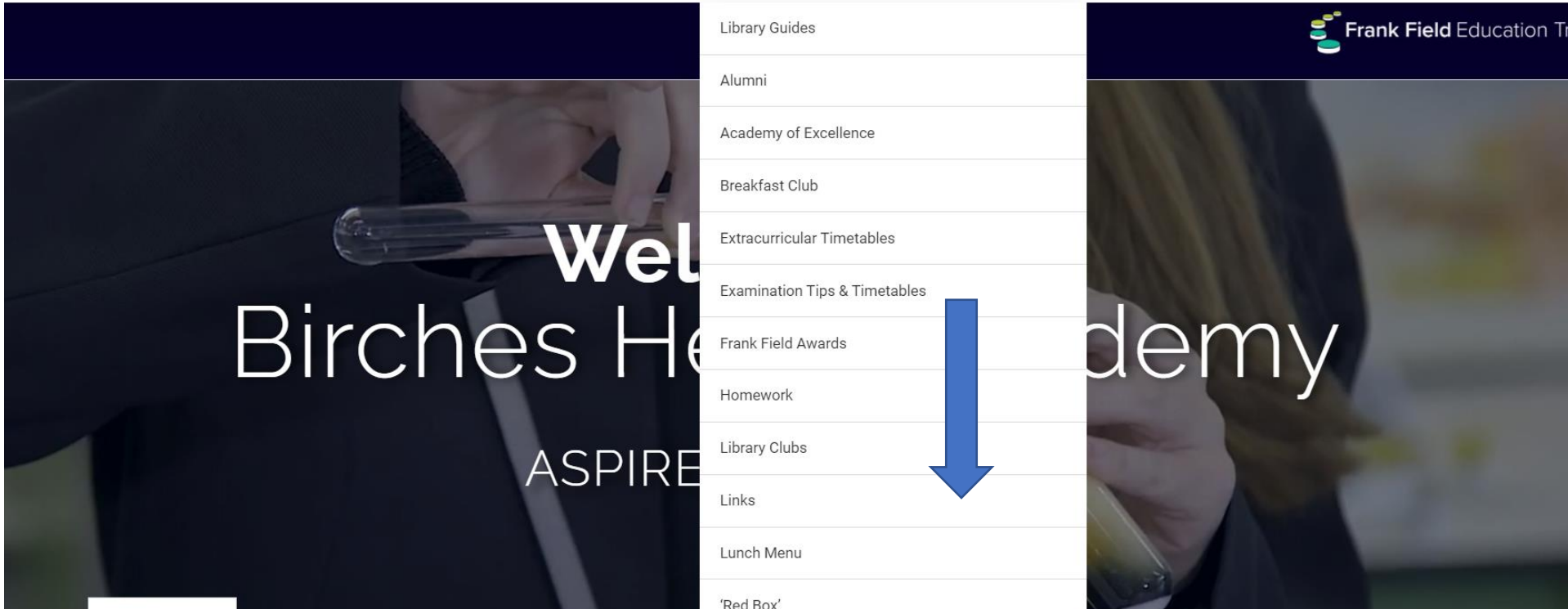
About Us ▾ Students ▾ Parents ▾ Statutory ▾ Curriculum ▾ Coronavirus Update ▾ Contact Us

Frank Field Education Trust

# Welcome to Birches Head Academy

ASPIRE TO BE MORE

Select Language ▾



Library Guides

Alumni

Academy of Excellence

Breakfast Club

Extracurricular Timetables

Examination Tips & Timetables

Frank Field Awards

Homework

Library Clubs

Links

Lunch Menu

'Red Box'

**Step 2: From the 'students' dropdown menu, select 'links'**

**Step 3: From here you will be able to see the Teams access icon.**






← → ↻ <https://bircheshead.org.uk/links/> ☆ ☆ 🔒 Not syncing

**Birches Head Academy** About Us ▾ Students ▾ Parents ▾ Statutory ▾ Curriculum ▾ Coronavirus Update ▾ Contact Us

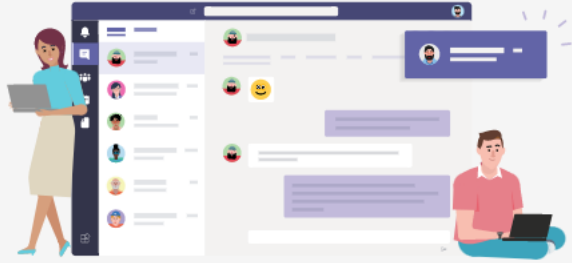
# Links

Microsoft Office      Sharepoint      Teams



Select Language ▾  
<https://teams.microsoft.com>

## Microsoft Teams



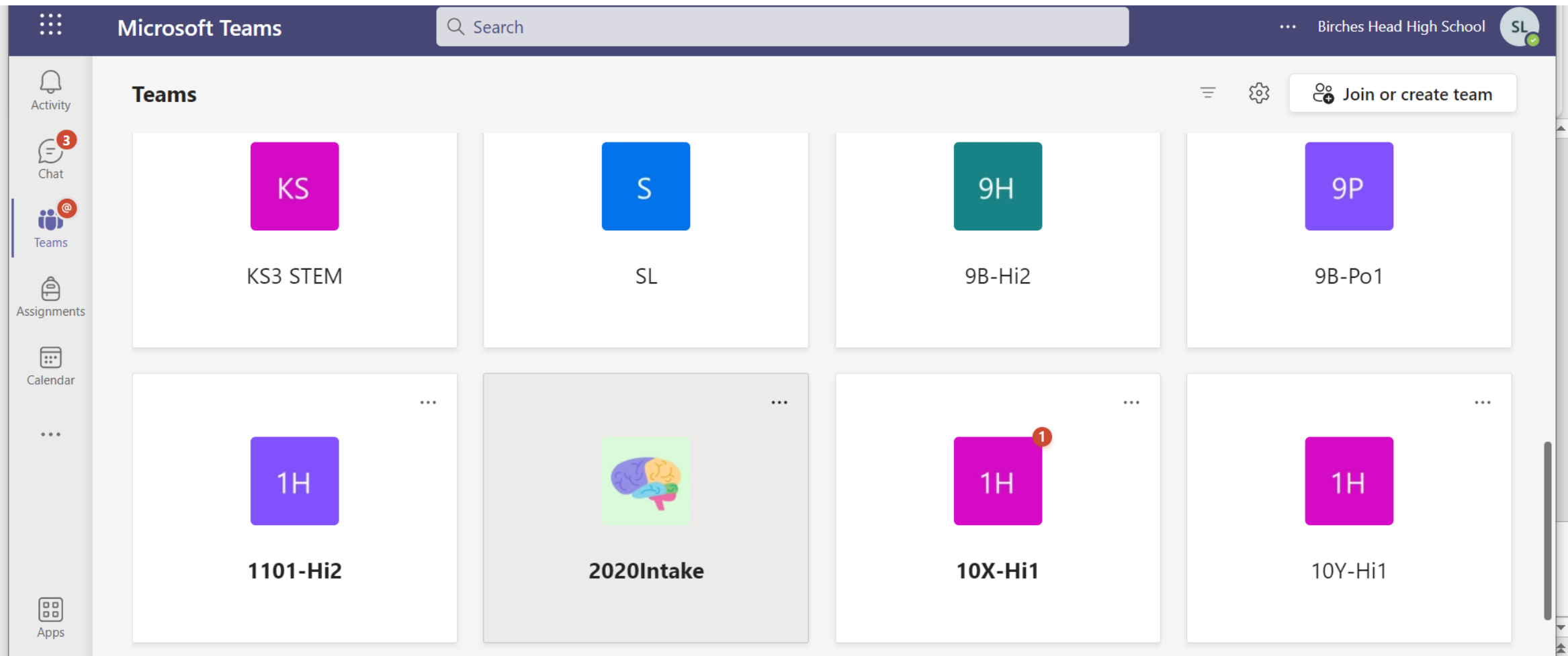
Download the Teams desktop app  
and stay better connected.

[Get the Windows app](#)

[Use the web app instead](#)

**Step 4: You can choose to download the  
free app OR**

**Use the web app instead**



**Step 5: Once logged on you will see your Teams (classes). Go to your Year team page and there you will find your work.**